

# TE10-110-TX



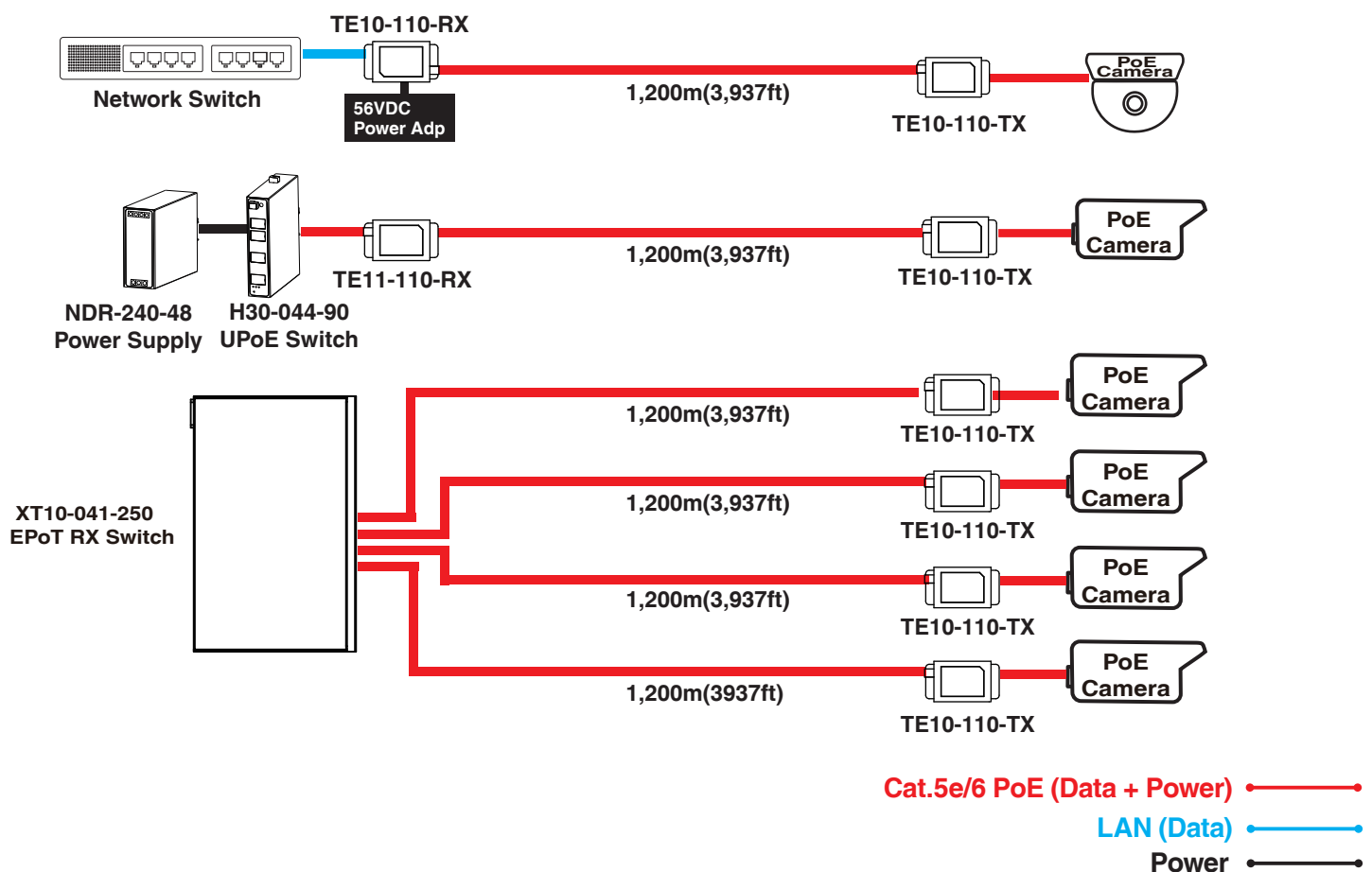
## 1-Port EPoT TX Adapter

The TE10-110-TX, a 1-to-1 EPoT (Ethernet & Power over UTP/STP Cable) transmitter(TX) equipped with 1 EPoT port & 1 RJ-45 PoE port, is designed to connect a remote PoE IP camera over single UTP/STP Cat.5e/6 cable without requiring extra power supply. This cutting-edge model delivers data and power at long range up to 1,200m for a PoE IP camera.

### Features

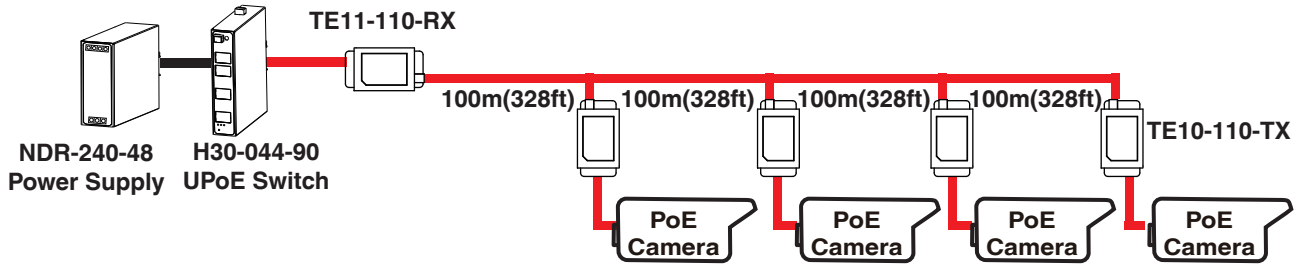
- One RJ45 EPoT port & one 10/100Mbps LAN PoE PSE port
- Supports peer-to-peer, daisy-chain, and failover Ring topologies
- Long-range IP data & PoE over 4-pair/2-pair/1-pair UTP /STP cat.5e/6 cables
- Eliminates the need for intermediate Ethernet switches & power supplies for long-range deployment
- Delivers up to 9.7 watts@1,200m(3,937ft) for a PoE IP camera
- Plug-and-Play connection
- PoE Output On/Off control

### Applications

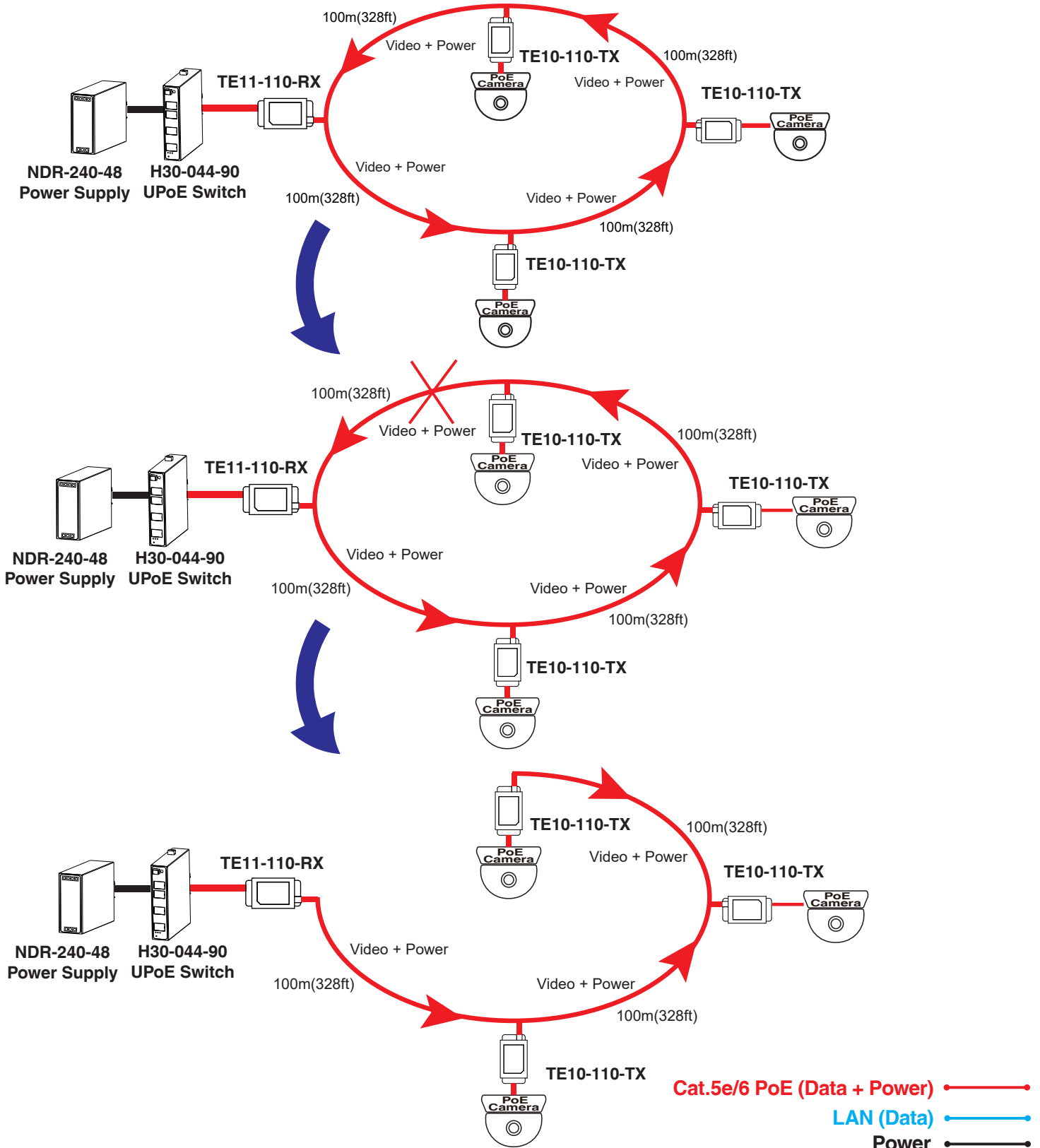


# Applications

## EPoT Daisy-chain



## EPoT Power & Video Failover



# Specifications

## Interface / Distance

EPoT Port	RJ45 x1
10/100 Mbps Ethernet	PoE PSE RJ45 x1
Transmission mode	Transmitter TX mode
MAX.(Power+Data) Distance	100Mbps, 9.7W@1,200m(3,937ft)
Cable Type	UTP/STP cat.5e/6 Cable
Bandwidth	600 Mbps

## Power Specifications

Power Input	EPoT@50~57VDC, 50~57 VDC power adapter
Power Output	PoE
Unit Power Consumption	3 watts
EPoT Surge Protection	6KV

## Physical Specifications

Dimensions (LxWxH)	109 x 51.5 x 23 mm (4.29x2.03x0.91")
Weight	0.2 kg (0.44 lb)
Connectors	EPoT RJ45 x1, LAN RJ45 x1, DC Jack x1, DIP Switch x1
Mounting Type	Wall mount

## Environmental Specifications

Operating Temperature	-20°C ~ 60°C (-28°F ~ 140°F)
Storage Temperature	-20°C ~ 85°C (-28°F ~ 185°F)
Relative Humidity	5% ~ 95% non-condensing

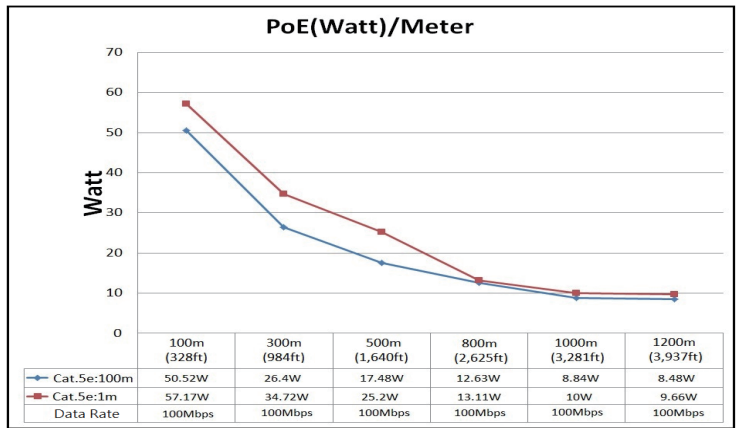
## Certifications

EMC	CE, FCC, VCCI, C-Tick
-----	-----------------------

## LEDs

LAN	Ethernet status
PWR	Power status
LINK	EPoT RX device connect status
POE	PoE status

# Power / Distance Chart



# Related Products

## EPoT RX Switch



XT10-041-250

- Four EPoT RJ45 ports & one Gigabit LAN port
- 6KV Surge Protection for EPoT port
- 250W Power Supply, 100~240VAC input

## EPoT (RX)



TE10-110-RX

- XE10-110 EPoT adapter(RX)
- 65W@56VDC power adapter



TE11-110-RX

- XE11-110 PoE EPoT adapter(RX)
- Supports 30W/60W/95W PoE Input

## UTP-YC cable



Outdoor Y type RJ45 Cable